

Installation and Servicing of the WFCO WF-8930/50 Series Power Center

⚠ CAUTION ⚠

This product should be installed by an experienced technician. CAUTION and care must be taken when servicing this equipment. To prevent severe shock or electrocution consult your servicing dealer. No serviceable parts.

⚠ WARNING ⚠

This unit employs components that tend to produce arcs or sparks. To prevent fire or explosion, do not install in compartments containing batteries or flammable materials (LP gas).

⚠ CAUTION ⚠

To prevent fire, do not cover or obstruct ventilation openings. Do not mount in zero-clearance compartment. Overheating may result. For continued protection against risk of fire, or electric shock replace only with same type and ratings of fuse.

⚠ CAUTION ⚠

Check on a monthly basis the fluid level in any battery connected to RV charging system.

This product is not ignition protected and should not be installed in an LP compartment.



General Consumer Information

UL®-Listed Main Circuit Breakers, rated for 30/50 Amp 120V/240 Vac
Acceptable circuit breakers are as follows:

| Manufacturer | Model/Cat. No./Type |
|---------------|-------------------------------------|
| Cutler Hammer | Type BR230, BR250, or C230, or C250 |
| ITE/Siemens | Type QP |
| Square D | Type HOM |

UL®-Listed Branch Circuit Breakers, rated for 120/240 Vac, maximum 20 Aac
Acceptable circuit breakers are as follows:

| Manufacturer | Model/Cat. No./Type |
|---------------|---------------------|
| Cutler Hammer | Type Bd2020, A2020 |
| ITE/Siemens | Type QP or QT |
| Square D | Type HOMT |

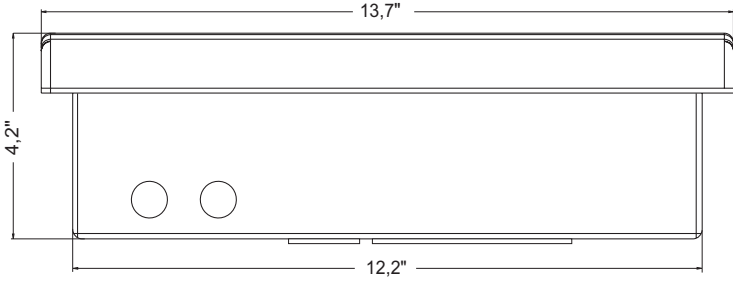
- A replacement or additional circuit breaker shall be of the same manufacturer, type designation, and equal or greater interrupting rating, not to exceed 50 A.
- "Short-Circuit-Current" rating for the breaker should be 10,000 A at 120/240 Volt AC.

Breaker Filler Plates:

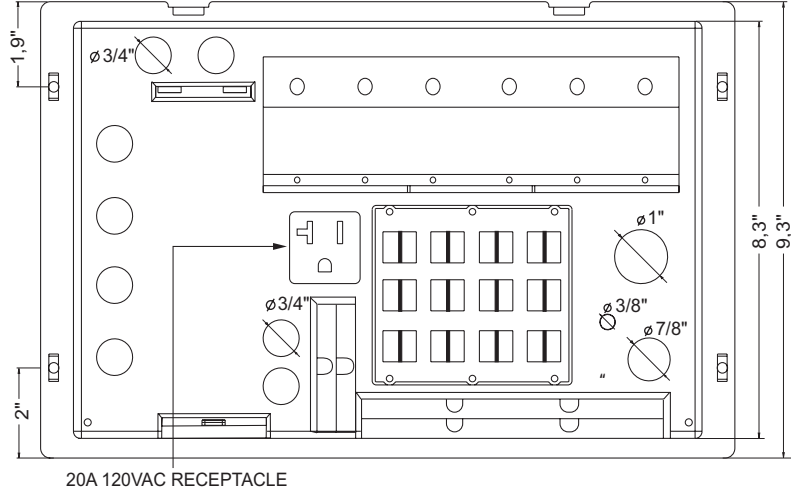
| Manufacturer | Model/Cat. No./Type |
|--------------|---------------------------------|
| WFCO | FP-01 (brown) or FP-01B (black) |

INSTALLATION INSTRUCTIONS

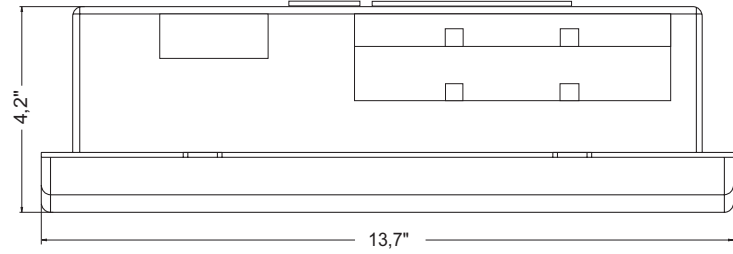
Top view



Rear view



Bottom view



INSTALLATION INSTRUCTIONS

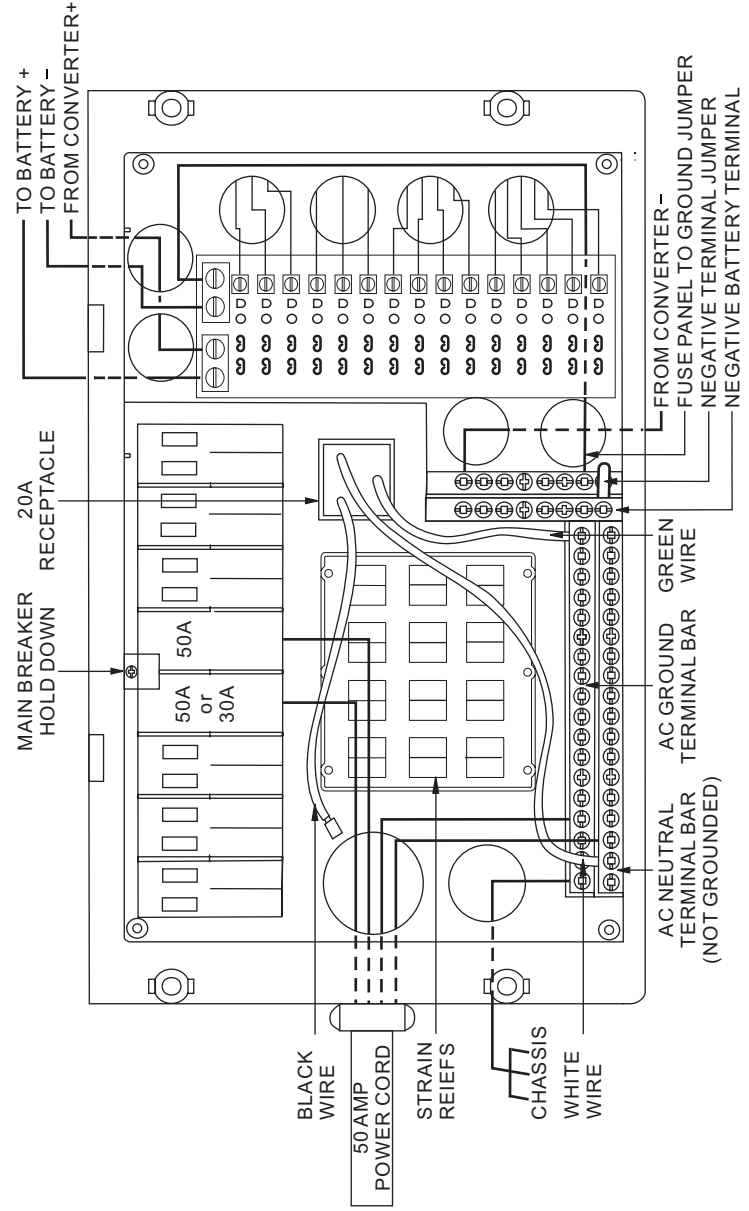
3



INSTALLATION INSTRUCTIONS

4

The wiring diagram of 8930/50





**Consumer Limited Warranty
for
WFCO Electronic Products**

WFCO extends to the original owner a Two-Year Limited Product Warranty. This Warranty is in effect from the date of original purchase for a period of two (2) years. This Limited Warranty is extended specifically for and is limited to recreational vehicle application and is valid only within the continental United States, Alaska, Hawaii and the provinces of Canada. WFCO warrants to the owner that its products are free from defects in material and workmanship under normal use and service, based on its intended use and function. This Warranty is limited to the repair or replacement, at WFCO's discretion, of any defective parts or defective assembly. Any implied warranties of merchantability or fitness for intended use are limited in duration unless applicable State Law provides otherwise. You may have other rights as specified by each individual state.

EXCLUSIONS and LIMITATIONS

The OEM Warranty specifically does not apply to the following:

Any WFCO product that has been repaired or altered by any unauthorized person. Any damage caused by misuse, faulty installation, testing, negligence or accident or any WFCO product installed in a commercial vehicle.

Any WFCO product whose serial number has been defaced, altered or removed. Any WFCO product whose installation has not been in accordance with the WFCO written instruction. Any consequential damages arising from the loss of use of the product including, but not limited to, inconvenience, loss of service, loss of revenue, loss or damage to personal property and cost of all services performed in removing or replacing the WFCO product. Specifications are subject to change without notice or obligation.

CONSUMER WARRANTY CLAIM PROCEDURE

Upon determination and validation by an authorized OEM dealer that a WFCO product has a defect, B3FUVSO(PPET)VUIPS BU PO3("OVNCF SX MMCF SFRV SFECFGPSF UDBOCFSFUVSOF E5IF3("OVNCF SDBOCFSFRVFTUFEC

DPNQMFU OHUIFWarranty Information Fax Sheet for n at
f oe e troni om n e the form ha een om ete emai thi form
a on ith roof of r ha e to arranty f oe e troni om or fax oth
form to the Warranty e artment at fter re ei t of the form

an n m er i e i e This number shall appear on all correspondence with warranty service. Upon validation of the warranty, WFCO shall replace or repair the product with a like product. The RGA number shall be placed on the outside of the carton used to return the product, for ease of identification. Do not mark directly on the product. The product must be packaged properly to avoid further damage to the product, which could cause a non-warrantable condition.



LIMITED WARRANTY

5